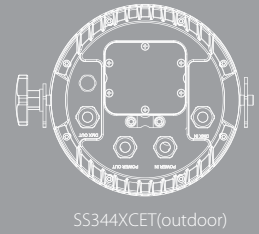
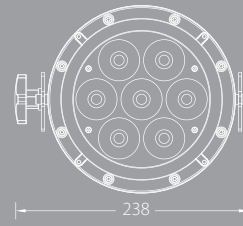


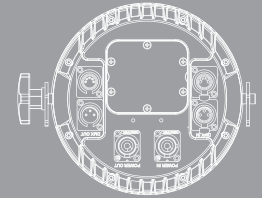
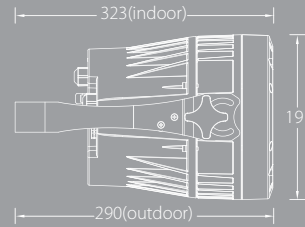
Solar 2/ETZ

SS344XCE/XCET

Solar 2/ETZ is an extremely powerful, compact and rugged LED lighting fixture which is designed to provide lighting designers with a tool that will withstand all operating environments. Combining the efficiency of over-sized custom lenses with QUAD-COLOR LED technology, the Solar 2/ETZ promises not just an amazing punch but excellent color mixing and homogenous light at the source.



SS344XCET(outdoor)



SS344XCE(indoor)

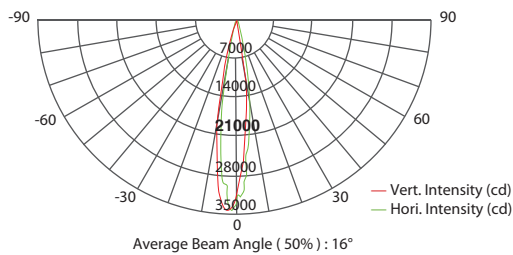


SS344XCE(indoor)/ SS344XCET(outdoor)

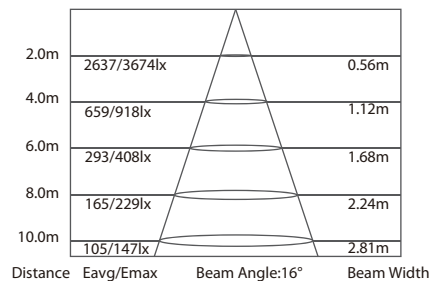
Specifications

- Output**
 - ◆ Max. Flux: 1800lm
 - ◆ Peak Intensity:15000cd
- Light Source**
 - ◆ LED Qty. : 7x Multichip-RGBW
 - ◆ Drive Current: 700mA
 - ◆ Color Range: 16.7 million additive RGB colors with full saturation control
- Electrical**
 - ◆ Input Voltage: AC100V~240V, 50/60Hz
 - ◆ Max Power: 90W
- Control**
 - ◆ On-board: Display for Static Color/Auto/Custom control
 - ◆ Control Protocol: DMX512
 - ◆ Control Personality: TOUR.ARC,1 ,AR1.D,ARC,2,AR2.D,AR2.S,HSV,FULL,TR16,P1X1,P1X2
(10CHS/3CHS/4CHS/4CHS/5CHS/6CHS/3CHS/23CHS/15CHS/6CHS/8CHS)
- Optical System**
 - ◆ Dimmer: 0-100% (16-bit)
 - ◆ Strobe: 0-20Hz
 - ◆ Optics: 16°
- Physical**
 - ◆ Dimensions: 191X240X323mm(indoor)/191X240X290mm(outdoor)
 - ◆ Weight: 5.74kg
 - ◆ Housing: Die-cast aluminium
 - ◆ Color: Black
 - ◆ Lens Plate: Tempered glass
 - ◆ Fixture Connection: Data in/out, Power in/out
 - ◆ Cooling: Convection
- Certification and Safety**
 - ◆ Certification: CE, cETL
 - ◆ Environment: SS344XCE – Dry Location
SS344XCET – Dry/ Damp/ Wet Location / IP66
 - ◆ Operation Temperature.: -20°C ~45°C

Intensity Distribution



Illuminance at Distance



Accessories*

- * All accessories sold separately unless otherwise stated;
- * See "Accessories" Section for DMX & power cable options;
- * 1.5m power cable with IP67 connector + power plug included for outdoor version SS344XCET;
- * Accessories 2,3 used in conjunction with accessory holder